



CITY OF TUCKER

April 2025 YTD

Financial Update

CITY OF TUCKER

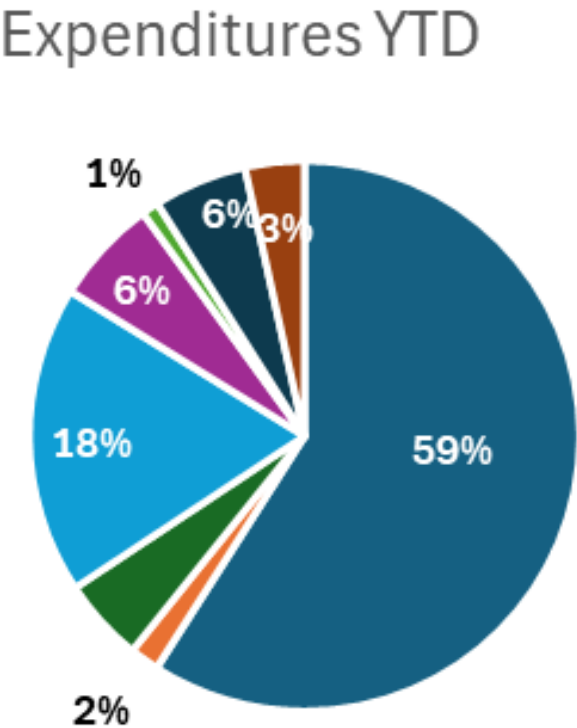
FY2025 Budget

Period Ended 4/30/2025

FUND	REVENUE	EXPENDITURES
100 General Fund	27,585,021	33,282,335
220 Grant Fund	4,652,850	4,733,328
230 ARPA Fund	4,305,271	1,676,862
300 Capital	7,338,708	30,802,864
320 SPLOST 1	184,568	6,386,210
321 SPLOST 2	14,088,752	15,195,605
560 Stormwater	3,438,000	4,633,392
Remaining Funds	1,958,015	2,142,815
	\$ 63,551,185	\$ 98,853,411

CITY OF TUCKER EXPENDITURES Period Ended 4/30/2025

- 100 General Fund
- 220 Grant Fund
- 230 ARPA Fund
- 300 Capital
- 320 SPLOST 1
- 321 SPLOST 2
- 560 Stormwater
- Remaining Funds



FUND	4/30/2025
100 General Fund	25,514,076
220 Grant Fund	744,406
230 ARPA Fund	2,131,067
300 Capital	7,825,461
320 SPLOST 1	2,681,536
321 SPLOST 2	432,002
560 Stormwater	2,376,025
Remaining Funds	1,508,152
	\$ 43,212,725

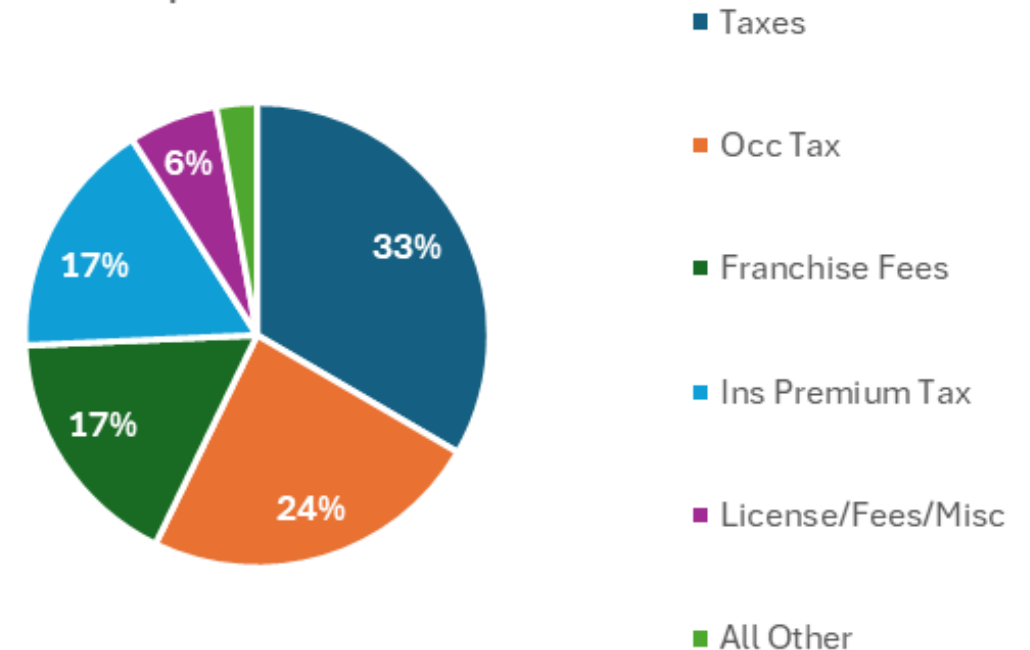


GENERAL FUND REVENUE

Period Ended 4/30/2025

Taxes	7,103,422
Occ Tax	5,060,091
Franchise Fees	3,629,545
Ins Premium Tax	3,541,156
License/Fees/Misc	1,321,417
All Other	602,823
	\$ 21,258,455

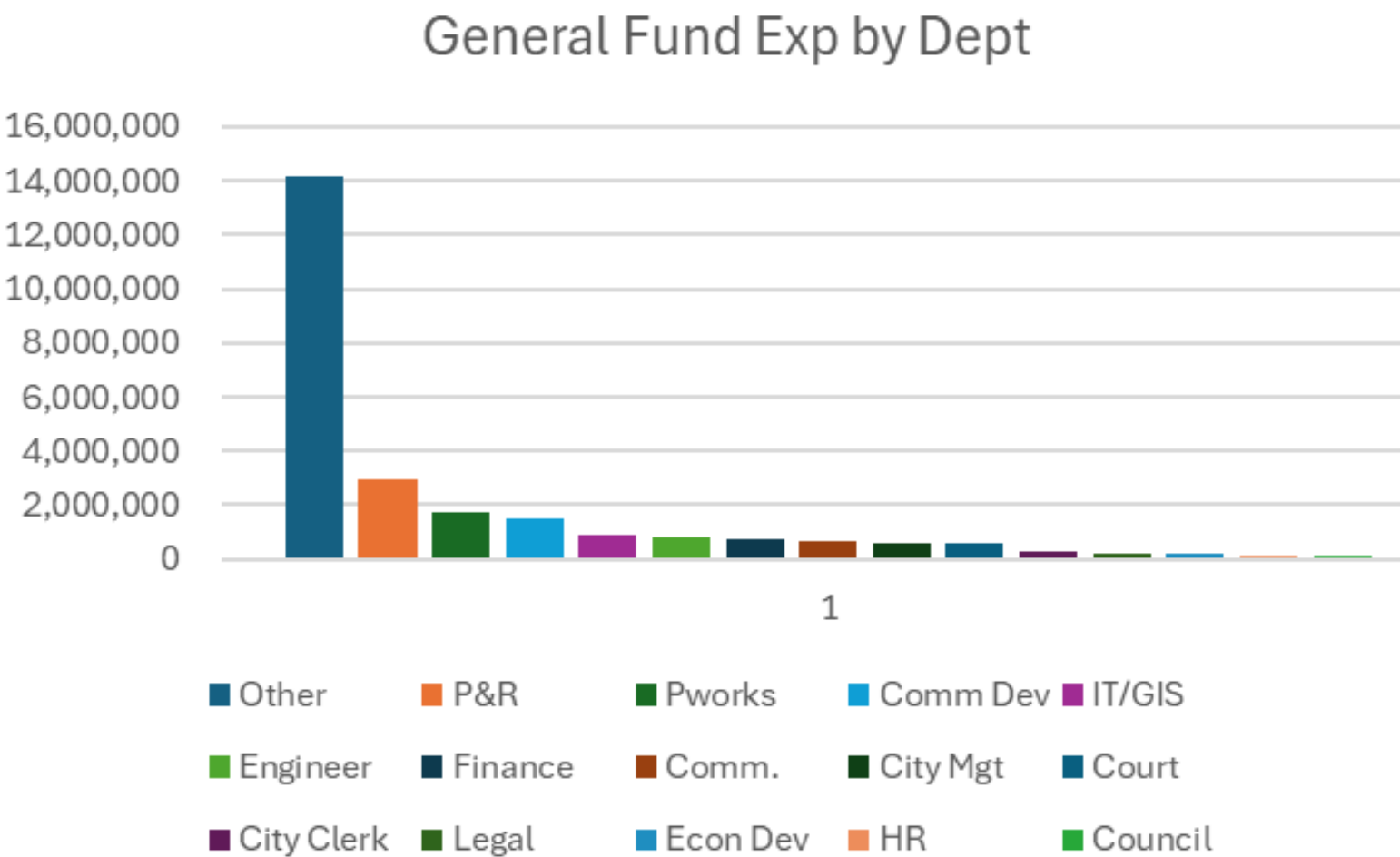
General Fund Revenue YTD
April 2025



GENERAL FUND EXPENDITURES

As of April 30, 2025

Dept	4/30/2025	
Other	14,151,716	55%
P&R	2,976,115	12%
Pworks	1,718,188	7%
Comm Dev	1,525,146	6%
IT/GIS	905,866	4%
Engineer	834,069	3%
Finance	708,977	3%
Comm.	632,996	2%
City Mgt	618,864	2%
Court	560,703	2%
City Clerk	251,596	1%
Legal	204,432	1%
Econ Dev	166,966	1%
HR	132,832	1%
Council	125,610	0%
	\$ 25,514,076	



CITY OF TUCKER CAPITAL PROJECTS April 30, 2025

Project Type	Budget	Spent	Encumbrances	Balance
City	9,567,093	107,180	56,193	9,403,720
P&R	24,055,023	6,459,117	14,511,351	3,084,555
Road	13,506,425	1,608,532	4,086,367	7,811,525
Sidewalk	3,612,112	917,552	141,615	2,552,945
Storm	504,000	-	-	504,000
Trail	5,873,355	1,327,884	1,836,346	2,709,125
	\$ 57,118,007	\$ 10,420,265	\$ 20,631,871	\$ 26,065,871